

VERDANT HEALTH COMMISSION
PUBLIC HOSPITAL DISTRICT NO. 2 OF SNOHOMISH COUNTY, WASHINGTON
BOARD OF COMMISSIONERS
Regular Meeting
A G E N D A
September 28, 2016
8:00 a.m. to 9:15 a.m.

| | <u>ACTION</u> | <u>TIME</u> | <u>PAGE</u> |
|--|---------------|-------------|-------------|
| A. Call to Order | --- | 8:00 | --- |
| B. Approval of the Minutes | | | |
| a) August 24, 2016 Board Meeting | Action | 8:01 | 1-5 |
| b) September 20, 2016 Special Board Meeting | Action | 8:02 | 6-7 |
| C. Executive Committee Report | Information | 8:03 | --- |
| D. Superintendent search update – Ed Rogan/Waldron | | | |
| a) Search timing and status | Information | 8:04 | --- |
| b) Compensation study presentation | Information | 8:08 | 8-26 |
| E. Finance Committee Report | | | |
| a) Financial statements and cash activity | Information | 8:13 | 27-30 |
| b) Authorization for payment of vouchers and payroll | Action | 8:17 | 31 |
| c) Resolution 2016:05 Surplus Property | Action | 8:12 | 32-35 |
| F. Program Committee Report & Recommendations | | | |
| a) Conflicts of Interest | --- | 8:18 | --- |
| b) Program Investment Recommendations | Action | 8:19 | 36-46 |
| c) Verdant Community Wellness Center activities update | Information | 8:35 | 47-48 |
| G. Marketing Report | Information | 8:40 | 49 |
| H. Superintendent's Report | Information | 8:45 | --- |
| I. Public Comments (please limit to three minutes per speaker) | --- | 8:50 | --- |
| J. Commissioner Comments | --- | 8:55 | --- |
| K. Executive Session | Information | 9:00 | --- |
| a) Evaluate qualifications of applicants for public employment | | | |
| L. Open Session | --- | 9:15 | --- |
| M. Adjournment | --- | 9:15 | --- |

**PUBLIC HOSPITAL DISTRICT NO. 2 OF SNOHOMISH COUNTY, WASHINGTON
VERDANT HEALTH COMMISSION**

**BOARD OF COMMISSIONERS
Regular Meeting
Verdant Community Wellness Center
September 28, 2016**

| | |
|------------------------------|---|
| Commissioners Present | Fred Langer, President J. Bruce Williams, M.D., Commissioner Bob Knowles, Commissioner |
| Commissioners Excused | Karianna Wilson, Commissioner |
| Commissioners Absent | Deana Knutsen, Commissioner |
| Others Present | Carl Zapora, Superintendent George Kosovich, Assistant Superintendent & Program Director Jennifer Piplic, Marketing Director Lisa King, Finance Director Sue Waldin, Community Wellness Program Manager Karen Goto, Executive Assistant Members of the community |
| Guests | Ed Rogan, Waldron |
| Call to Order | The Regular Meeting of the Board of Commissioners of Public Hospital District No. 2, Snohomish County, was called to order at 8:02 a.m. by President Langer. |
| Approval of Minutes | <i>Motion was made, seconded and passed unanimously to approve</i> the minutes of the regular meeting on August 24, 2016. <i>Motion was made, seconded and passed unanimously to approve</i> the minutes of the special board meeting on September 20, 2016. |
| Executive Committee | President Langer reported that the Executive Committee met on September 16, 2016 to review the September 28, 2016 board meeting agenda and met again on September 26, 2016 to receive an update on the Superintendent search from Waldron. No action was taken. |

**Superintendent
Search Update**

Mr. Ed Rogan of Waldron provided an update to the commissioners that the search process is moving forward. Approximately 40 applications were received, more than half of whom have been interviewed, and the field is being narrowed down with the assistance of the Executive Committee.

Waldron has completed the compensation survey using comparables from 40 different organizations with similar budgets and geographic area (E:56:16).

Numerous organizations provided Waldron with current salary information and the other organization's information was obtained from 990 forms, national compensation reviews, Archbright surveys, and United Way Snohomish County. The hiring range for the position is \$176,000 to \$205,000.

President Langer reiterated that the board is basing the salary on a market analysis and that this is a transparent process.

**Board Finance
Committee**

The committee met on September 21, 2016. Ms. King reviewed the financial statements and cash activity for August 2016 (E:57:16). She noted that Verdant has so far underspent on operating expenses for the year and the net income is above budget. Warrant # 11805 to Enduris for \$35,129.00 was called out for annual insurance. Warrant #11831 to Electronic Business Machines for \$8,674.20 was also called out for the new copier/printer machine for the office.

**Authorization
for Payment of
Vouchers &
Payroll**

Warrant Numbers 11796 through 11835 for August 2016 for payment in the amount of \$75,827.19 were presented for approval (E:58:16). ***Motion was made, seconded and passed unanimously to approve.***

**Resolution
2016:05
Surplus Property**

Motion was made, seconded and passed unanimously to approve Resolution 2016:05 for surplus property at Swedish Edmonds that is no longer in use.

**Program
Oversight
Committee
Update**

The Program Committee met on September 26, 2016 to review four new/renewal applications for funding, discuss the Building Healthy Communities Fund finalists, and review Lutheran Community Services NW health outreach program (E:59:16).

No conflicts of interest were reported by any of the commissioners present.

Renewal Applications:

President Langer reminded the commissioners that because there are three commissioner present today, the vote on any of these requests for funding must be unanimous.

Motion was made, seconded and passed unanimously to approve the VaxPoint flu/TDAP vaccination program for another flu season to be paid on a per vaccine basis up to \$50,000.

Motion was made, seconded and passed unanimously to approve the Edmonds Boys & Girls Club Healthy Habits program in the amount of \$246,235 for two years.

Motion was made, seconded and passed unanimously to approve Kinderling's early intervention program/ABA therapy program in the amount of \$138,206 per year for two more years.

Re-worked Funding Applications:

President Langer had questions about the Edmonds School District/Alderwood Middle School's Equipping Students to Thrive program and requested that it be tabled until a future meeting.

Building Healthy Communities Fund applications:

The Program Committee ranked the three finalist projects as: 1) Volunteers of America (VOA), 2) SeaMar Community Health Center, and 3) Edmonds Senior Center (E:60:16).

A review of Verdant's programs and other resources in the community that may overlap with the three projects was provided to the commissioners.

President Langer stated that the board usually defers to the Program Committee recommendations and asked Commissioner Williams for his comments. Commissioner Williams stated that VOA's breadth of services and central location make their proposal appealing, that SeaMar's proposal includes direct provision of health

services which he was less interested in funding, and that the Edmonds Senior Center already has a good amount of funding and their location on the waterfront in Edmonds is not central to the district.

Commissioner Knowles expressed that all three are good proposals and he would like more time to consider all of them and hear from the other commissioners who are not present at today's meeting. President Langer tabled the final decision until the next regular board meeting in October 2016 when the full board is in attendance. He also asked the Program Committee to look at SeaMar again and clarify the need for Verdant to fund direct clinical services and how the project fits in with existing providers.

Mr. Kosovich provided an update on the Lutheran Community Services NW program which the Program Committee reviewed this month.

Motion was made, seconded and passed unanimously to approve termination of funding to Lutheran Community Services NW for their Health Outreach for Underserved Communities Program.

**Verdant
Community
Wellness
Center Update**

See (E:61:16) for this month's report. Ms. Waldin reported that there is a current focus on behavioral health programs at the Wellness Center. She also called out an upcoming DSHS training and Cocoon House Parenting class.

**Marketing
Report**

The Canopy newsletter will be delivered during the week of October 10, 2016 (E:62:16). Commissioner Knowles asked if the flu shot clinic will be in the newsletter. The clinics will be listed on Verdant's website as the newsletter went to press already.

**Superintendent's
Report**

None

**Public
Comments**

Mr. Farrell Fleming of the Edmonds Senior Center thanked the commissioners for ongoing program support and their consideration of their funding request.

Mr. Phil Smith of Volunteers of America (VOA) agreed with the commissioners that funding should be inclusive of other community groups and thanked the commissioners for considering VOA's request.

Ms. Rowena Miller of the League of Women Voters commented that the league is always interested in fair taxation and hopes the commissioners will consider reducing or removing the current tax on residents of the hospital district as it can be burdensome to many residents.

**Commissioner
Comments**

None

**Executive
Session**

President Langer adjourned the regular meeting at 8:50 a.m. into Executive Session to evaluate qualifications of applicants for the Superintendent position. President Langer stated that no action would be taken and the session should last 15 to 20 minutes at which time the board would reconvene into open session.


Open Session

The board reconvened into Open Session at 9:10 a.m.

Adjourn

There being no further business to discuss, the meeting was adjourned at 9:10 a.m.

ATTEST BY:



President



Secretary



Verdant Health Commission

Superintendent Salary Survey

**VERDANT HEALTH COMMISSION
SUPERINTENDENT**

Compensation Study

| | |
|---------------------------------------|----------------|
| Introduction & Methodology | Page 1 |
| Organizations Surveyed | Page 4 |
| Summary of Data | Page 7 |
| Recommendations | Page 13 |
| Benefits Summary | Page 16 |



Introduction & Methodology



Verdant Health Commission Superintendent Compensation Study

August 2016

Conducted by Waldron

Introduction & Methodology

Verdant Health Commission retained Waldron to conduct an executive compensation review of comparable local organizations, and to provide a hiring range for the 2016 Superintendent search. This report provides an analysis of the data collected to assist Verdant in evaluating the compensation of its future Superintendent. Waldron has included a list of all the participating organizations as well as a description of the data sources.

30 organizations were initially identified by Verdant to include in the survey. Waldron added 12 more organizations that fit within the operating budget, the scope, and the sector of services provided by Verdant. All of the organizations are located in Washington State (majority in the Puget Sound area) and were selected based on their size and overlapping service areas with the Verdant Health Commission. The organizations that participated represent a good cross-section of the different sectors of public health and community wellness and communities that Verdant works in and serves.

We contacted each organization individually to collect up-to-date salary and benefits information, through email and direct outreach phone calls. Of the organizations we contacted, 13 were able to provide us with updated information.

Methodology

After designing the compensation and benefits survey, Waldron examined the available Form 990s for the nonprofit organizations and the relevant budget documents and financial statements for public organizations. In order to obtain the most recent organization and compensation-related information available, we followed up by making personal phone calls and sending emails to all of the organizations.

While some respondents are larger in size and scope than Verdant, they offer valuable benchmarks in looking at a range for salary and benefits, when considering the caliber of candidates sought for the Superintendent position, and we feel most are fair comparisons, each with unique components to their organizations.

In addition, we reviewed three long-standing, well-respected salary surveys and have included information from each of these for the Executive Director/Chief Executive Officer position.



Data Sources

- 2015 Guidestar Compensation Report - A nation-wide survey, derived from information on more than 154,000 individual positions at more than 105,000 tax-exempt organizations. Information found in the survey is based entirely on data reported to the IRS.
- 2015 Council on Foundations Grantmakers Salary Survey - Information in this nation-wide survey is based on 900 foundations reporting salary information for over 9,000 full-time employees.
- 2015-2016 Archbright/United Way of King County Non-Profit Wage & Benefits Survey - A statewide survey of 258 nonprofit organizations with 92% of participating organizations located in King, Pierce, and Snohomish counties. Participants were asked to report data from the payroll period closest to March 1, 2015.

The “Summary of Data” section of this report provides Verdant with our analysis of the data and subsequent recommendations follow.



Organizations Surveyed



Organizations Surveyed

| <u>Organization</u> | <u>Annual Budget (FY Reported)</u> | <u>CEO Base Salary</u> | <u>Source</u> | <u>FY Reported</u> |
|---|--|----------------------------|----------------|--------------------|
| Economic Alliance of Snohomish County | \$1,486,642 | \$150,000 | Staff reported | 2016 |
| Providence General Foundation | \$3,414,051 | \$189,692 | Form 990 | 2014 |
| Virginia Mason Institute | \$3,545,340 | \$378,880 | Form 990 | 2014 |
| Group Health Foundation | \$2,330,534 | \$486,590 | Form 990 | 2014 |
| Pacific Hospital Preservation & Development Authority | \$3,477,113 | \$116,000 | Staff reported | 2016 |
| Overlake Hospital Foundation | \$3,876,698 | \$239,000 | Staff reported | 2016 |
| WithinReach | \$4,397,998 | \$110,665 | Form 990 | 2014 |
| Washington Dental Service Foundation | \$4,423,574 | \$342,757 | Form 990 | 2014 |
| Bellevue Boys & Girls Clubs | \$5,057,857 | \$184,141 | Form 990 | 2014 |
| Washington State Medical Association | \$6,069,745 | \$197,277 | Form 990 | 2014 |
| PTSO of Washington | \$6,715,103 | \$190,151 | Form 990 | 2014 |
| Columbia Wellness | \$7,230,453 | \$94,463 | Form 990 | 2015 |
| Boys & Girls Clubs of Snohomish County | \$8,663,624 | \$175,000 | Form 990 | 2014 |
| Ryther | \$9,615,354 | \$120,000 | Staff reported | 2016 |
| United Way of Pierce County | \$9,638,232 | \$175,000 | Staff reported | 2016 |
| Lewis County Public Health & Social Services | \$9,500,000 | \$107,300 | Staff reported | 2016 |
| United Way of Snohomish County | \$10,271,499 | \$150,602 | Staff reported | 2016 |
| Columbia River Mental Health Services | \$11,516,682 | \$101,045 | Form 990 | 2014 |
| Seattle Indian Health Board | \$12,086,369 | \$150,000 | Staff reported | 2016 |
| Unity Care NW | \$12,569,677 | \$152,744 | Form 990 | 2014 |
| Compass Housing Alliance | \$12,692,176 | \$115,258 | Form 990 | 2014 |
| Peninsula Community Health Services | \$14,470,412 | \$193,052 | Form 990 | 2014 |
| Empire Health Foundation | \$14,967,353 | \$231,800 | Staff reported | 2016 |
| Greater Lakes Mental Health Foundation | \$17,989,514 | \$180,634 | Form 990 | 2016 |
| YMCA of Snohomish County | \$21,722,927 | \$229,112 | Staff reported | 2016 |
| Community Health Centers of Snohomish County | \$26,610,882 | \$151,177 | Form 990 | 2014 |
| YWCA - King/Snohomish County | \$31,335,729 | \$195,000 | Staff Reported | 2016 |
| Compass Health | \$33,418,482 | \$165,283 | Form 990 | 2014 |
| Qualis Health | \$35,298,429 | \$344,070 | Form 990 | 2014 |
| Neighborcare Health | \$44,479,796 | \$192,529 | Form 990 | 2014 |



| | | | | |
|---------------------------------------|---------------|-----------|----------------|------|
| Hopelink | \$55,818,415 | \$130,000 | Staff reported | 2016 |
| YMCA of Greater Seattle | \$69,875,905 | \$345,908 | Form 990 | 2014 |
| Public Health - Seattle & King County | \$389,839,000 | \$203,039 | Staff reported | 2016 |

We omitted the following organizations from our analysis. We feel that these organizations are outside of the size and scope of the Verdant Health Commission and do not provide accurate benchmarks.

| <u>Organization</u> | <u>Annual Budget</u> | <u>CEO Base Salary</u> | <u>Source</u> | <u>FY Reported</u> |
|--|----------------------|------------------------|---------------|--------------------|
| Project Access Northwest | \$1,359,655 | \$112,463 | Form 990 | 2014 |
| Providence Health Care Foundation - Eastern Washington | \$5,064,458 | \$613,109 | Form 990 | 2015 |
| Virginia Mason Foundation | \$15,340,827 | \$1,470,727 | Form 990 | 2014 |
| Confluence Health | \$49,718,377 | \$336,448 | Form 990 | 2014 |
| Inland Northwest Health Services | \$127,327,119 | \$775,307 | Form 990 | 2014 |
| Sea-Mar Community Health Center | \$144,749,233 | \$733,088 | Form 990 | 2014 |
| Community Health Network of Washington | \$223,773,787 | \$731,364 | Form 990 | 2014 |
| Franciscan Health System | \$1,143,504,162 | \$1,705,501 | Form 990 | 2014 |
| Providence Health System of Western Washington | \$1,663,923,664 | \$1,951,887 | Form 990 | 2014 |
| Multicare Health System | \$1,676,362,025 | \$878,565 | Form 990 | 2014 |

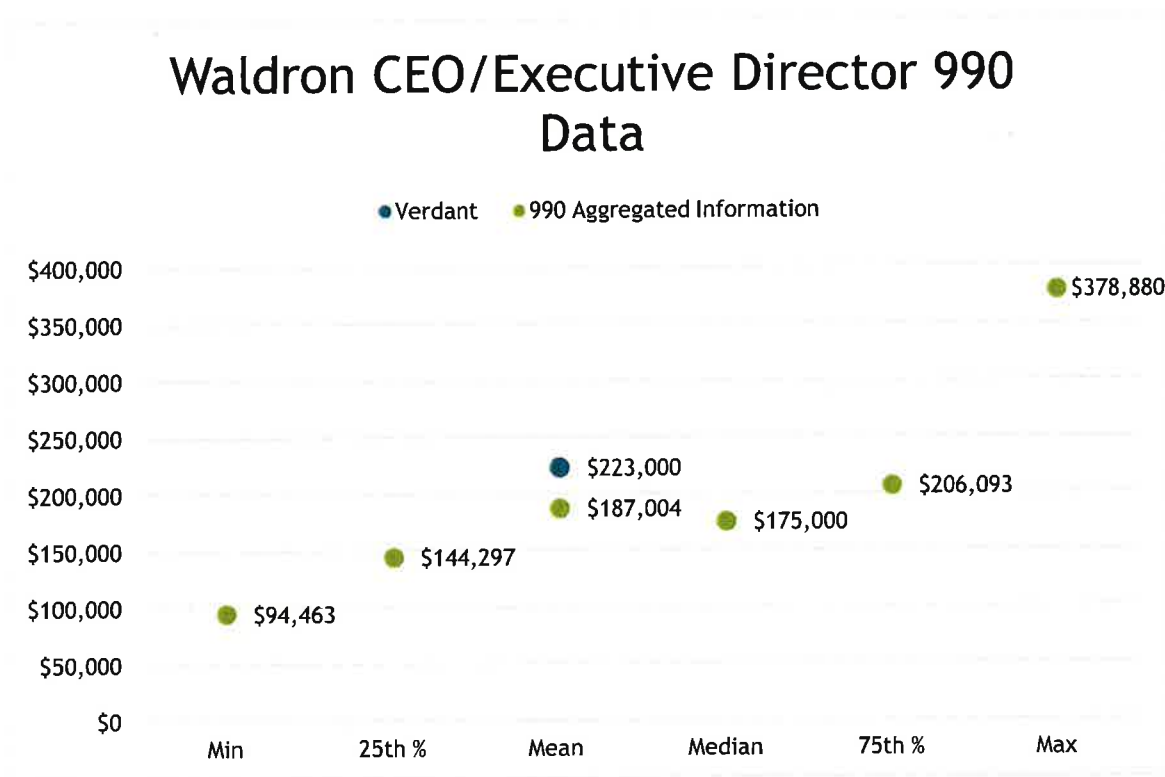


Summary of Data



Summary of Data: Form 990s

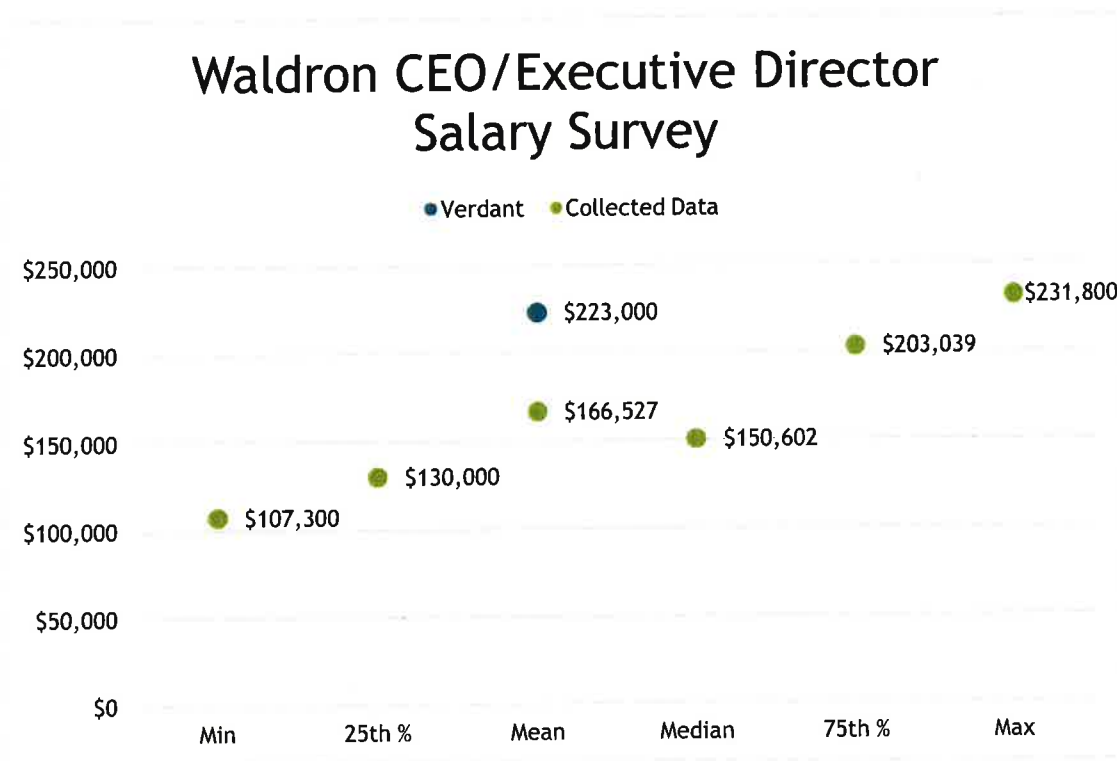
Of the 43 organizations surveyed, we received 13 direct responses for salary and benefits information for the current fiscal year. For those who did not respond to our request for information, we compiled the organizations' most recent publicly available salary data from the IRS Form 990. Given the variety of size, scope, sector, and budgets of the organizations surveyed, we omitted organizations whose budgets or salaries were far outside of Verdant's range from our working data set. The table below is based on data available from the most recent Form 990s.





Summary of Data: Survey Respondents

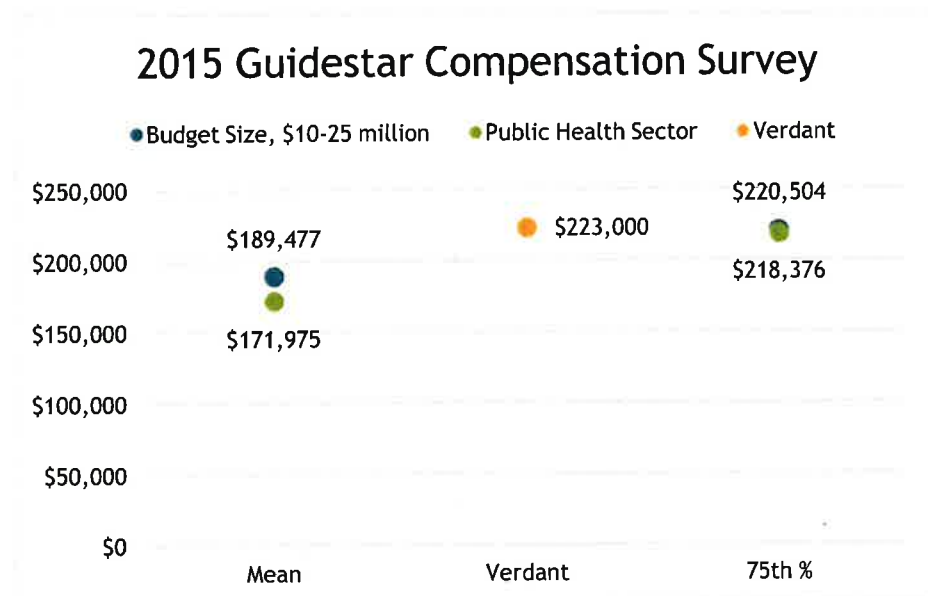
Of the 13 respondents to our survey, the mean salary was \$166,527, and the 75th percentile fell at \$203,039. The high of \$231,800 corresponds to an organization with a budget of \$14.9 million. This sample did not include the large health systems and their proprietary foundations. This sample included organizations similar in size and scope to that of Verdant, including two public health departments.





Summary of Data: Salary Surveys

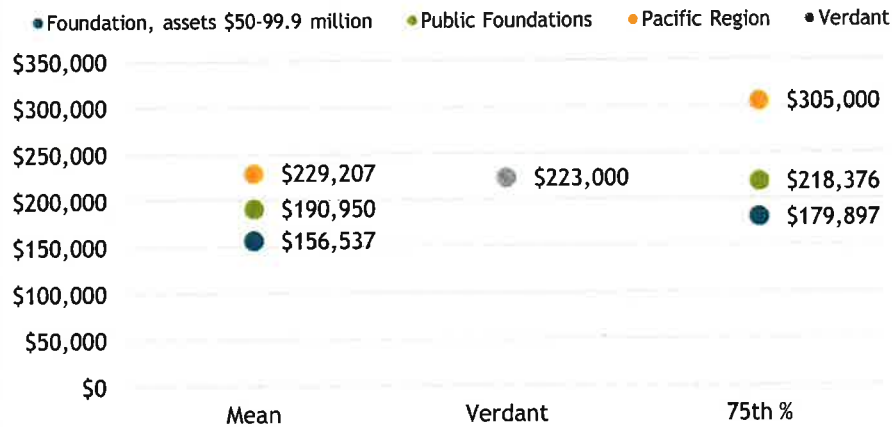
In addition to the direct outreach and Form 990 data, we used the salary figures for the Chief Executive Officer and Executive Director role provided in three salary surveys with large data sets. Guidestar and the Council on Foundation's surveys are national in scope. The Archbright/United Way survey collects data from nonprofit organizations and foundations in Washington state, with the majority of respondents located in King, Pierce and Snohomish counties. For the purposes of this study, we chose to include only base salary as many public organizations do not offer additional compensation or incentive pay.



As the chart above shows, the current base salary for the Superintendent at Verdant (\$223,000) falls above the mean and the 75th percentile of all organizations surveyed across the nation by Guidestar in a similar annual budget range as Verdant and in the public health sector.



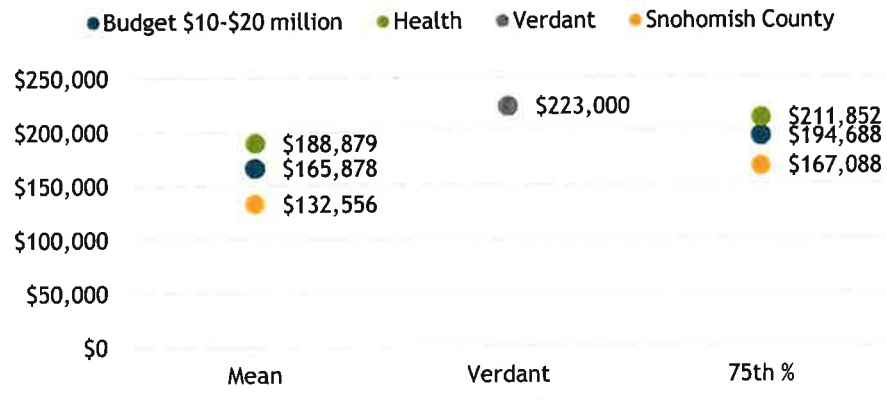
Council on Foundations, Grantmakers Survey



The chart from the Council on Foundations annual Grantmakers Salary Survey (above) shows that the current salary for the Superintendent of Verdant (\$223,000) falls above the mean and the 75th percentile of all public foundations and foundations with assets ranging from \$50-\$99.9 million. However, of all foundations (community/public, corporate, and private) surveyed in the Pacific Region (Washington, Oregon, and California), the Superintendent's salary falls below the mean and the 75th percentile.



2015-2016 Archbright/United Way Salary Survey



This third chart shows data collected in Washington State by Archbright and the United Way of King County. The data shows that the salary of the Superintendent falls above the mean and the 75th percentile of CEOs and Executive Directors in organizations with \$10-\$20 million annual budgets and organizations in the health sector; and above the mean and the 75th percentile for salary information collected in Snohomish County.



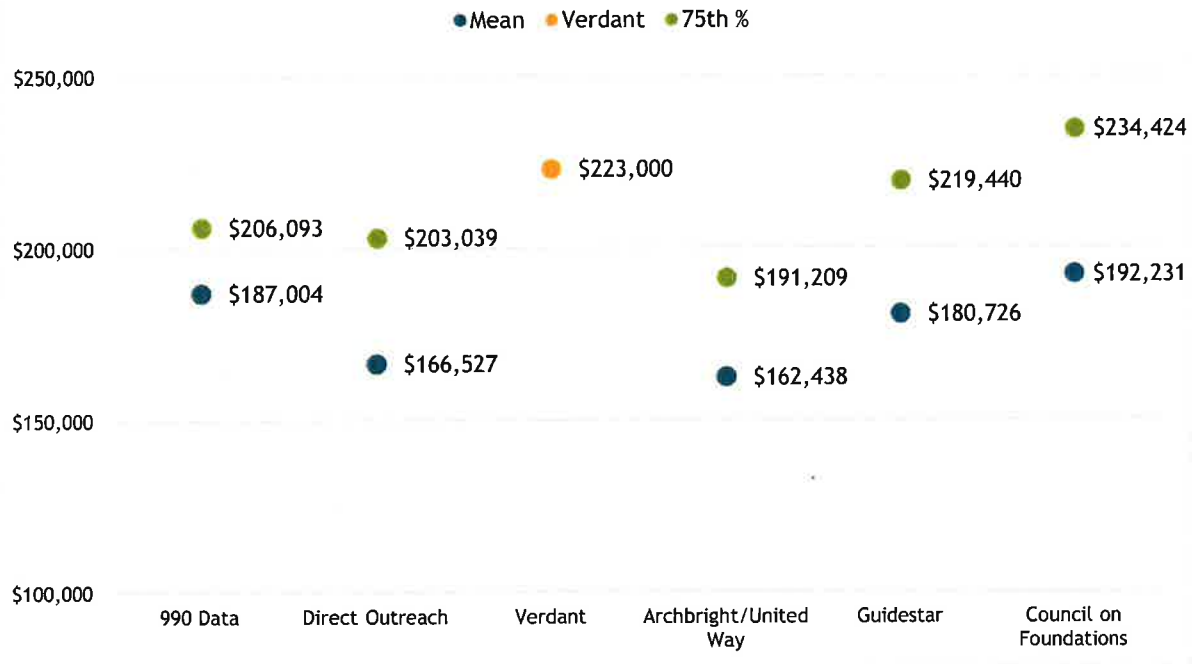
Recommendations



Recommendation

A common practice across organizations of all sizes and sectors is to establish a standard relative to market data for salary levels. For example, an organization may decide that it wants all salaries to fall at or near the 75th percentile for each position relative to like-sized or like-sector organizations in their market. Organizations will then evaluate the market on a regular basis (usually annually) to ensure that salaries comply with the standard they have selected.

Summarized Data from All Sources



For the 2016 Superintendent search, Waldron recommends a hiring range of \$176,000*-\$205,000**, with some flexibility at the top of this range to take into consideration candidates coming from larger organizations or other locations or sectors. This recommendation is based on the direct outreach data, which is the most current and relevant, as well as the collected Form 990 data, which is also locally relevant and specific to Verdant's size and scope. This range assumes that Verdant will be offering a competitive benefits package but not additional incentive or bonus pay, as most organizations surveyed do not offer incentive pay.

* Based on the means of the aggregated 990 Data and Direct Outreach

** Based on the 75th percentiles of the aggregated 990 Data and Direct Outreach



Note: Candidates for the Superintendent role may research the current salary and see that it is higher than the new range provided. The search team will need to address this individually with candidates using the salary survey data.



Summary of Common Benefits



Summary of Common Benefits

While gathering compensation data, we also requested information on benefits packages. We were provided with benefits information by eight (8) of the participating organizations. A summary of the commonly offered benefits is below.

Medical Insurance - All provided access to medical insurance, most with an employee contribution. Dependent coverage available at additional cost.

Dental Insurance - All provide access to dental coverage, most with an employee contribution. Dependent coverage available at additional cost.

Vision Insurance - All provide access to vision coverage, most with an employee contribution. Dependent coverage available at additional cost.

Long Term/Short Term Disability - All provide long-term and short-term disability insurance, some with an employee contribution.

Retirement - Benefits include 403 (b) plans and 401 (k) plans. Most include an employer match based on employee contribution.

Life Insurance - All provide company paid life insurance with options for employees to add extra coverage at their expense.

PTO - All offer accrued vacation time, accrued sick leave, and no fewer than seven (7) holidays. Some offer additional floating holidays, management leave, and discretionary personal days.

Other Benefits - There was a range of additional benefits including Flexible Spending Accounts (FSA), Health Savings Accounts (HSA), Employee Assistance Programs (EAP), cell phone allowances, car allowances/mileage reimbursement, mass transit allowances, discounted memberships, and professional development allowances.

E: 57:16
9.28.16

Accrual Basis

Public Hospital District #2, Snohomish County

DRAFT

Balance Sheet
As of August 31, 2016

| | A | B | C | D |
|---|-------------------|-------------------|----------------|-----------------------|
| | Dec 31, 2015 | Aug 31, 2016 | \$ Change | Comments: |
| 1 ASSETS | | | | |
| 2 Current Assets | | | | |
| 3 Cash Balance | 2,928,196 | 2,092,515 | (835,681) | |
| 4 Other Current Assets | 34,623,348 | 38,042,299 | 3,418,951 | Includes Investments |
| 5 Total Current Assets | 37,551,544 | 40,134,814 | 2,583,269 | |
| 6 Total Long-term & Fixed Assets | 46,897,663 | 45,302,963 | (1,594,701) | Includes Depreciation |
| 7 TOTAL ASSETS | 84,449,208 | 85,437,776 | 988,569 | |
| 8 LIABILITIES & EQUITY | | | | |
| 9 Liabilities | | | | |
| 10 Current Liabilities | 2,839,365 | 2,119,968 | (719,397) | Includes BHCF |
| 11 Long-term Liabilities | 4,614,978 | 3,948,625 | (666,353) | 2012 LTGO Bonds/BHCF |
| 12 Total Liabilities | 7,454,343 | 6,068,593 | (1,385,750) | |
| 13 Total Equity | 76,994,864 | 79,369,183 | 2,374,318 | Annual Net Income |
| 14 TOTAL LIABILITIES & EQUITY | 84,449,208 | 85,437,776 | 988,569 | |

Profit & Loss
August 2016

| | A | B | C | D | E | F |
|---------------------------------------|----------------|----------------|---------------|------------------|----------------|------------------|
| | Aug Actual | Aug Budget | Fav/(Unfav) | YTD Actual | YTD Budget | Fav/(Unfav) |
| 1 INCOME | | | | | | |
| 2 Ordinary Income | 841,025 | 841,223 | (199) | 6,691,301 | 6,711,697 | (20,396) |
| 3 EXPENSES | | | | | | |
| 4 Operating Expenses | 147,513 | 206,744 | 59,232 | 1,352,394 | 1,601,501 | 249,107 |
| 5 Depreciation Expense | 194,149 | 196,687 | 2,538 | 1,628,349 | 1,645,403 | 17,053 |
| 6 Program Expenses | 409,563 | 523,000 | 113,437 | 3,398,659 | 4,854,000 | 1,455,341 |
| 7 Total Expenses | 751,225 | 926,431 | 175,206 | 6,379,402 | 8,100,904 | 1,721,502 |
| 8 OTHER INCOME/(EXPENSE) | | | | | | |
| 9 Total Other Income/(Expense) | 129,038 | 226,468 | (97,429) | 2,062,419 | 1,811,740 | 250,679 |
| 10 NET INCOME | 218,838 | 141,260 | 77,578 | 2,374,318 | 422,533 | 1,951,785 |

Monthly Highlights
August 2016

Verdant received dividends payments of \$48,204 and an unrealized loss of \$98,870 on our investment portfolio in August and closed with an ending market value of \$37,081,535.

Annual program commitments total \$6,390,063 and \$4,323,815 for 2016 and 2017, respectively. \$1,309,937 remains available to spend in 2016, of which \$38,087 is earmarked as Superintendent Discretionary.

Additional income of \$115,485 and expenses of \$71,237 from the Kruger Clinic were incurred, netting to an additional operating income of \$44,249 in August.

Public Hospital District #2

| Warrant Number | Transaction Date | Payee | Amount | Purpose |
|--------------------------------|------------------|--|-----------|---|
| Warrant Activity: | | | | |
| 11796 | 08/03/2016 | ANS of WA, Inc. | 125.00 | KG attend Notary training 9/13 |
| 11797 | 08/03/2016 | Beth Rodriguez, LLC | 96.15 | July 2016 Marketing Consulting |
| 11798 | 08/03/2016 | Bonewitz LLC | 362.50 | Project Management for close out at Kruger Clinic |
| 11799 | 08/03/2016 | Budget Key and Security | 383.25 | 50 Electronic Key Cards for VCWC |
| 11800 | 08/03/2016 | Consolidated Landscape Maintenance, Inc. | 438.11 | August 2016 Landscaping Maintenance |
| 11801 | 08/03/2016 | Puget Sound Energy | 50.32 | Natural Gas |
| 11802 | 08/03/2016 | Snohomish County PUD | 1,077.67 | Electricity |
| 11803 | 08/03/2016 | Sound Publishing, Inc. | 39.20 | Legal Notice 7/27 Board Meeting |
| 11804 | 08/03/2016 | Waste Management | 222.46 | Garbage/Recycle |
| 11805 | 08/03/2016 | Enduris | 35,129.00 | Insurance 9/1/16-8/31/17 |
| 11806 | 08/03/2016 | Comcast | 272.04 | Telephone/Internet |
| 11807 | 08/03/2016 | Corporate Security LLC | 284.00 | August 2016 Parking Lot Security |
| 11808 | 08/03/2016 | McKinstry Co., LLC | 1,646.45 | August 2016 HVAC Maintenance Contract VCWC |
| 11809 | 08/10/2016 | Armstrong Services | 1,100.00 | July 2016 Janitorial |
| 11810 | 08/10/2016 | Ash Consulting | 859.50 | Accounting Consulting |
| 11811 | 08/10/2016 | City of Lynnwood | 910.50 | Jul 2016 After Hours Support (58 hrs) |
| 11812 | 08/10/2016 | Comcast | 521.57 | Telephone/Internet |
| 11813 | 08/10/2016 | Sound Dietitians | 886.46 | WC 129 - Instructor reimbursement |
| 11814 | 08/10/2016 | Healthcare Realty | 7,761.12 | Property Management |
| 11815 | 08/10/2016 | Dataworks | 758.31 | IT Support |
| 11817 | 08/17/2016 | AmeriFlex Business Solutions | 23.00 | August 2016 FSA Administration |
| 11818 | 08/17/2016 | SCB NAAAP | 1,000.00 | Program - Snoh Co Ubuntu Expose 8-20-16 |
| 11816 | 08/17/2016 | Staples | 140.39 | Supplies |
| 11826 | 08/24/2016 | Moss Adams - Cost Report | 495.00 | 2008 CPE revision |
| 11827 | 08/24/2016 | Principal | 1,481.32 | EE Life Insurance |
| 11828 | 08/24/2016 | Regence Blueshield | 4,843.43 | Sept 2016 Health Insurance |
| 11829 | 08/24/2016 | Seattle Food Nut | 554.67 | WC 120 - Instructor Reimbursement |
| 11830 | 08/24/2016 | Wells Fargo | 1,811.22 | Misc. |
| 11831 | 08/24/2016 | Electronic Business Machines | 8,674.20 | Canon Copy Machine Purchase |
| 11832 | 08/24/2016 | Snohomish County PUD | 728.03 | Electricity |
| 11833 | 08/24/2016 | Luminal Lighting | 519.66 | Replace lights in Cedar Room |
| 11834 | 08/31/2016 | City of Lynnwood - Utilities | 492.35 | Water/Sewer |
| 11840 | 08/31/2016 | Consolidated Landscape Maintenance, Inc. | 438.11 | Sept 2016 Landscaping Maintenance |
| 11839 | 08/31/2016 | Dataworks | 178.43 | IT Support |
| 11838 | 08/31/2016 | Electronic Business Machines | 1,211.62 | Copy Costs |
| 11837 | 08/31/2016 | Puget Sound Energy | 51.19 | Natural Gas |
| 11836 | 08/31/2016 | Sound Publishing, Inc. | 39.20 | Legal Notice 8/21 Board Meeting |
| 11835 | 08/31/2016 | Waste Management | 221.76 | Garbage/Recycle |
| Total Warrants | | | 75,827.19 | |
| Kruger Clinic Activity: | | | | |
| 580-593 | Aug 2016 | Various Claimants/Vendors | 19,980.85 | Administered by Healthcare Realty |

| Warrant Number | Transaction Date | Payee | Amount | Purpose |
|--|------------------|---|-----------|---|
| Workers Compensation Claims Activity: | | | | |
| 305323-324 | Aug 2016 | Various Claimants/Vendors | 1,258.74 | Administered by Eberle Vivian |
| Wire/ACH Activity: | | | | |
| | 8/5/2016 | Payroll | 18,183.28 | ACH payroll transfer |
| | 8/5/2016 | Department of Treasury | 6,830.44 | Payroll taxes for 7/2/16 pay period ending |
| | 8/5/2016 | Valic | 3,009.02 | Payroll 401(a)/457 Deposit |
| | 8/5/2016 | Paychex | 100.18 | Fee for payroll processing |
| | 8/19/2016 | Payroll | 18,155.78 | ACH payroll transfer |
| | 8/19/2016 | Department of Treasury | 6,823.48 | Payroll taxes for 7/16/16 pay period ending |
| | 8/19/2016 | Valic | 3,012.72 | Payroll 401(a)/457 Deposit |
| | 8/19/2016 | Paychex | 97.68 | Fee for payroll processing |
| | 8/10/2016 | Wells Fargo Merchant Services | 70.00 | Merchant Services |
| | 8/11/2016 | Wells Fargo | 36.31 | Bank Fees |
| | 8/15/2016 | Mary Porter, RDN | 630.00 | Program Payment |
| | 8/15/2016 | Alpha Supported Living Services | 5,416.67 | Program Payment |
| | 8/15/2016 | Alzheimer's Association Western & Central | 7,209.16 | Program Payment |
| | 8/15/2016 | Boys & Girls Club of Snohomish County | 12,833.33 | Program Payment |
| | 8/15/2016 | CampFire | 4,166.67 | Program Payment |
| | 8/15/2016 | Cascade Bicycle Club Education Foundation | 2,666.67 | Program Payment |
| | 8/15/2016 | Center for Human Services | 13,750.00 | Program Payment |
| | 8/15/2016 | ChildStrive | 23,333.33 | Program Payment |
| | 8/15/2016 | City of Lynnwood | 6,144.08 | Program Payment |
| | 8/15/2016 | Community Health Center of Snohomish Co | 25,000.00 | Program Payment |
| | 8/15/2016 | Domestic Violence Services Snohomish Co | 1,855.50 | Program Payment |
| | 8/15/2016 | Edmonds Community College Foundation | 4,396.33 | Program Payment |
| | 8/15/2016 | Edmonds School District No. 15 | 68,533.25 | Program Payment |
| | 8/15/2016 | Edmonds Senior Center | 9,166.67 | Program Payment |
| | 8/15/2016 | Kindering | 7,500.00 | Program Payment |
| | 8/15/2016 | Korean Women's Association | 5,000.00 | Program Payment |
| | 8/15/2016 | Lutheran Community Services NW | 7,837.58 | Program Payment |
| | 8/15/2016 | Medical Teams International | 5,500.00 | Program Payment |
| | 8/15/2016 | PEPS | 2,987.50 | Program Payment |
| | 8/15/2016 | Project Access Northwest | 7,500.00 | Program Payment |
| | 8/15/2016 | Puget Sound Christian Clinic | 25,911.11 | Program Payment |
| | 8/15/2016 | Puget Sound Kidney Centers Foundation | 4,166.67 | Program Payment |
| | 8/15/2016 | Senior Services of Snohomish County | 57,936.67 | Program Payment |
| | 8/15/2016 | Snohomish County Fire District 1 | 28,666.67 | Program Payment |
| | 8/15/2016 | Snohomish County Music Project | 2,416.67 | Program Payment |
| | 8/15/2016 | Therapeutic Health Services | 16,666.67 | Program Payment |
| | 8/15/2016 | Volunteers of America Western WA | 6,362.92 | Program Payment |
| | 8/15/2016 | Wonderland Development Center | 11,250.00 | Program Payment |
| | 8/15/2016 | YWCA of Seattle, King and Snohomish Co | 2,083.33 | Program Payment |
| | 8/15/2016 | Brain Injury Association of WA | 8,750.00 | Program Payment |
| | 8/15/2016 | Compass Health | 18,572.50 | Program Payment |

| Warrant Number | Transaction Date | Payee | Amount | Purpose |
|---------------------------|------------------|------------------------------|----------------------|-------------------------------|
| Wire/ACH Activity: | | | | |
| | 8/1/2016 | AmeriFlex Business Solutions | 15.00 | FSA Payments |
| | 8/1/2016 | AmeriFlex Business Solutions | 97.28 | FSA Payments |
| | 8/4/2016 | AmeriFlex Business Solutions | 339.80 | FSA Payments |
| | 8/7/2016 | AmeriFlex Business Solutions | 193.46 | FSA Payments |
| | 8/9/2016 | AmeriFlex Business Solutions | 25.64 | FSA Payments |
| | 8/10/2016 | AmeriFlex Business Solutions | 35.00 | FSA Payments |
| | 8/15/2016 | AmeriFlex Business Solutions | 15.00 | FSA Payments |
| | 8/22/2016 | AmeriFlex Business Solutions | 31.13 | FSA Payments |
| | 8/23/2016 | AmeriFlex Business Solutions | 193.46 | FSA Payments |
| | 8/24/2016 | AmeriFlex Business Solutions | 45.47 | FSA Payments |
| | 8/25/2016 | WA Department of Revenue | 781.54 | B&O tax |
| | 8/9/2016 | Swedish Edmonds | 121,425.00 | KC Ste 240 Tenant Improvement |
| | | Total Wires/ACH Transactions | 583,726.62 | |
| | | Total Disbursements | \$ 680,793.40 | |

| Transaction Date | Payer | Amount | Purpose |
|------------------|----------------------------------|----------------------|---------------------------------------|
| Deposits: | | | |
| 8/1/2016 | Swedish/Edmonds | 759,821.19 | Monthly leases |
| 8/1/2016 | Value Village | 25,490.56 | Monthly lease |
| 8/3/2016 | Brian Takagi, MD | 84.63 | Kruger Clinic monthly lease |
| 8/1/2016 | Puget Sound Gastro | 27,233.44 | Kruger Clinic monthly lease |
| 8/1/2016 | Kean Lawlor | 19,729.94 | Kruger Clinic monthly lease |
| 8/1/2016 | Raymond Liu, D.D.S. | 3,487.73 | Kruger Clinic monthly lease |
| 8/1/2016 | Swedish/Edmonds | 385.00 | |
| 8/10/2016 | Snohomish County | 7,920.84 | Levy |
| 8/27/2016 | Healthcare Realty Services, Inc. | 4,563.72 | Monthly ground lease |
| 8/4/2016 | Shannon Towing | 30.00 | Misc Income Sale of Jump Box |
| 8/7/2016 | Carl Zapora | 66.22 | Reimbursement for Uber |
| 8/16/2016 | AmeriFlex Business Solutions | 150.00 | Reimbursement for Error |
| 8/30/2016 | Raymond Liu, D.D.S. | 3,487.73 | September Kruger Clinic monthly lease |
| 8/30/2016 | Kean Lawlor | 19,729.94 | September Kruger Clinic monthly lease |
| | Total Deposits | \$ 872,280.94 | |

E: 58:16
9.28.16

VERDANT HEALTH COMMISSION
PUBLIC HOSPITAL DISTRICT #2
SNOHOMISH COUNTY, WASHINGTON

WARRANT APPROVAL

We, the undersigned Board of Commissioners of Public Hospital District #2 of Snohomish County, Washington, do hereby certify that the merchandise or services hereinafter specified have been received and that Warrant Numbers 11796 through 11835 have been issued for payment in the amount of \$75,827.19. These warrants are hereby approved.

Attest:



Lisa M. King



Commissioner



Commissioner



Commissioner



Commissioner



Commissioner

| | | | |
|--------------------------|------------------------------------|-------------------|---------------------|
| Warrants Processed: | 8-1-16 – 8-31-16 | | \$75,827.19 |
| Work Comp Claims Pd: | 8-1-16 – 8-31-16 | | 1,258.74 |
| Kruger Clinic Processed: | 8-1-16 – 8-31-16 | | 19,980.85 |
| Payroll: | 6-19-16 – 7-2-16 | 18,183.28 | |
| | 7-3-16 – 7-16-16 | <u>18,155.78</u> | |
| | | | 36,339.06 |
| Electronic Payments: | Payroll Taxes | 13,653.92 | |
| | Paychex | 197.86 | |
| | Valic Retirement | 6,021.74 | |
| | AmeriFlex FSA | 991.24 | |
| | Bank Fees | 106.31 | |
| | WA State Dept Revenue | 781.54 | |
| | Swedish Edmonds Tenant Improvement | 121,425.00 | |
| | Program Expenditures | <u>404,209.95</u> | |
| | | | <u>547,387.36</u> |
| | Grand Total | | <u>\$680,793.40</u> |

PUBLIC HOSPITAL DISTRICT NO. 2
SNOHOMISH COUNTY, WASHINGTON

RESOLUTION NO. 2016-05

A RESOLUTION of the Commission of Public Hospital District No. 2, Snohomish County, Washington, determining certain personal property to be surplus and no longer required for public hospital district purposes of the District and authorizing the Superintendent or his designee to sell all or any part of such property on a negotiated basis upon the most favorable terms and conditions obtainable or to otherwise dispose of such property, and ratifying prior actions.

WHEREAS, certain personal property of the District is no longer required for District purposes and the Commission wishes to dispose of such property in a lawful manner as promptly as reasonably possible; NOW, THEREFORE,

BE IT RESOLVED BY THE COMMISSION OF PUBLIC HOSPITAL DISTRICT NO 2, SNOHOMISH COUNTY, WASHINGTON, as follows:

Section 1. It is hereby found, determined and declared that all of the personal property identified on Exhibit A hereto is no longer required for public hospital district purposes and such property therefore is surplus. It is further found and declared to be in the best interest of the District that such property (the "Surplus Property") be disposed of promptly as hereinafter provided.

Section 2. The Superintendent or his designee is hereby authorized and directed to sell on a negotiated basis upon the most favorable terms and conditions obtainable all or any part of the Surplus Property as soon as reasonably possible. Any Surplus Property not thus sold shall be disposed of and removed from the premises of Swedish Edmonds Hospital at the direction of the Superintendent or his designee at the least possible cost to the District.

ADOPTED AND APPROVED by the Board of Commissioners of Public Hospital District No. 2, Snohomish County, Washington, at an open public meeting thereof, this 28th day of September, 2016, the following commissioners being present and voting in favor of the resolution.



President and Commissioner



Commissioner



Commissioner



Commissioner




Secretary and Commissioner

CERTIFICATE

I, Deana Knutsen, Secretary to the Board of Commissioners of Public Hospital District No. 2, Snohomish County, Washington, certify that the attached copy of Resolution No. 2016-05 is a true and correct copy of the original resolution adopted on September 28, 2016, as that resolution appears on the Minute Book of the District.

DATED this 28th day of September, 2016.


Deana Knutsen
Secretary to the Board of Commissioners

September 2016 Surplus

| LASS | NUM | DEPT | DESCRIP | QTY | ACQDT | LIFE (Months) | COST | NBV 9/30/2016 | Disposal Date |
|------|---------|------|----------------------------|-----|-----------|------------------|-------------------|------------------|------------------|
| 05 | 2038039 | 7142 | CATH LAB PROJECT - ANGIO L | 1 | 2/1/2003 | 23 | 11,782.73 | - | 9/30/2016 |
| 05 | 2038039 | 7142 | CATH LAB PROJECT - ANGIO L | 1 | 1/1/2005 | 277 | 98,872.46 | 48,543.92 | 9/30/2016 |
| 05 | 8911101 | 7112 | ULTRASOUND ACUSON X300 SYS | 1 | 12/1/2008 | 60 | 52,816.54 | - | 9/30/2016 |
| | | | | | | | 163,471.73 | 48,543.92 | |

September 2016 Program Summary

1. Four new applications for funding
2. Building Healthy Community Fund Discussion & Decision
3. Review Lutheran Community Services NW Health Outreach Program

1. New/Renewal Applications

- A. VaxPoint LLC d/b/a Seattle VNA (organization transitioned to a for-profit LLC): Flu Vaccine Program:** a community flu/TDAP vaccination program offered in South Snohomish County. Clinics are organized at community locations like food banks, Worksource centers, libraries, and the Edmonds Community College. When available, insurance is billed and Verdant pays for the cost of vaccines for individuals who do not present an insurance card.

The program committee is recommending funding the request for another flu season, to be paid on a per vaccine basis up to \$50,000.

- B. Edmonds Boys & Girls Club – Healthy Habits:** a renewal and expansion request for an afterschool activity and nutrition program that includes intramural sports/activities and cooking programs at 8 different locations. The program is offered at schools and B&G club sites at no cost to participants. The program has exceeded participation levels and done a good job of engaging families in events. The program tracks improvement in fitness levels as a result of participating in the program. In the most recent year, the program served 1,135 individuals.

The applicant requested an increase funding from \$154,000 per year to \$246,235 per year (a 59% increase) for three years to add two new sites and expand nutrition education. **The program committee is recommending fully funding the request at \$246,235 for two years.**

- C. Kindering – Early Intervention Program/ABA Therapy Program:** a renewal request to support a program that includes physical, speech, occupational, feeding, mental health and other therapies for children with delays and disabilities. The program has more than doubled its goal for service numbers, serving 127 in their first year compared to a goal of 54 families. The program tracks outcomes in developmental areas using objective measurements.

Kindering initially applied to renew funding to expand its general early intervention program. At Verdant's request, Kindering has reworked their proposal to add services for 70 children and adults through deepened Applied Behavior Analysis and parent education/support. Expanded services would include: 1. Medical evaluations and Applied Behavior Analysis therapies for infants and children with Autism Spectrum Disorders; 2. a 10-week parenting class; 3. a Speaker Series parent education program; and 4. Unexpected Journey, which is a parent group for parents raising a child with special needs.

The program committee is recommending fully funding the request at \$138,206 per year for two more years.

- D. Edmonds School District/Alderwood Middle School – Equipping Students to Thrive:** a reworked request at Alderwood Middle School designed to build resiliency and support middle school youth. The goal of the project would be to pilot interventions around Adverse Childhood Experience (ACEs) with the goal of reducing school discipline problems, improving attendance, and increasing access to therapeutic and behavioral health services. The applicant has reworked its proposal and included district resources—Verdant would pay for 0.3 FTE and some direct program costs, and the school district would cover 0.7 FTE.

The program committee is recommending funding the project as a pilot at \$50,000 per year for two years.

**Program Payout Schedule
as of August 2016**

| A | | B | C |
|----------------------|--|----------------|----------------|
| | | Budget 2016 | Budget 2017 |
| 7100 . Grants | | | |
| | Committed | | |
| | Center for Human Services Counseling | \$ 165,000 | \$ 165,000 |
| | CHC Behavioral Health Integration | \$ 300,000 | \$ 25,000 |
| | ChildStrive Nurse Family Partnership | \$ 280,000 | \$ 280,000 |
| | Domestic Violence Services Teen Prevention | \$ 22,266 | \$ 22,266 |
| | Edmonds Community College Veteran's Support | \$ 52,756 | \$ 30,774 |
| | Edmonds Schools Student Support Advocate | \$ 310,586 | \$ 395,000 |
| | PSCC Mental Health Counseling Program | \$ 25,000 | \$ 25,000 |
| | Snohomish County Music Project | \$ 26,583 | |
| | Therapeutic Health Services Youth Behavioral | \$ 200,000 | \$ 100,000 |
| | YWCA Children's Domestic Violence | \$ 25,000 | \$ 25,000 |
| | YWCA Mental Health Counseling | \$ 25,000 | \$ 25,000 |
| | Boys & Girls Club Healthy Habits | \$ 102,667 | |
| | Compass Health CPIT Program | \$ 144,435 | \$ 222,870 |
| | Campfire | \$ 50,000 | \$ 50,000 |
| | City of Lynnwood Move 60: Teens! | \$ 73,729 | \$ 73,729 |
| | Edmonds School District Move 60! | \$ 518,637 | \$ 354,857 |
| | Snohomish County Health Leadership Coalition | \$ 50,000 | |
| | LCSNW Health Access for Underserved | \$ 94,051 | \$ 70,538 |
| | Prescription Drug Assistance Program | \$ 50,000 | \$ 50,000 |
| | Project Access Northwest | \$ 90,000 | \$ 90,000 |
| | PSCC Mobile Medical Clinic | \$ 102,600 | \$ 96,000 |
| | CHC of Snohomish County Dental Program | \$ 62,500 | |
| | MTI Mobile Dental Program | \$ 66,000 | \$ 66,000 |
| | PSCC Dental Clinic | \$ 110,000 | \$ 190,000 |
| | 3rd Grade Swim Lessons | \$ 50,000 | \$ 50,000 |
| | Alzheimer's Association | \$ 86,510 | |
| | American Red Cross CPR Training | \$ 7,500 | |
| | Brain Injury Alliance Support Program | \$ 42,500 | \$ 30,000 |
| | Cascade Bicycling Club Advanced Basics | \$ 32,000 | \$ 32,000 |
| | City of Lynnwood Fire Mobile Integrated Care | \$ (58,355) | |
| | Community Paramedic | \$ 344,000 | \$ 344,000 |
| | FD1/OMF Veteran's Project | \$ 44,620 | \$ 89,240 |
| | Korean Women's Association Everyday Prevention | \$ 60,000 | \$ 60,000 |
| | EdCC Student Health & Wellness Program | \$ 29,847 | |
| | Edmonds Senior Center Enhanced Wellness | \$ 110,000 | \$ 82,500 |
| | Kindering Early Intervention | \$ 67,500 | |
| | MRC Training Program | \$ 10,100 | |
| | PEPS | \$ 35,850 | |
| | Puget Sound Kidney Center | \$ 45,833 | |
| | Seattle Visiting Nurses Flu Vaccines | \$ 28,585 | |
| | Senior Services Center for Healthy Living | \$ 560,240 | \$ 634,040 |
| | Senior Services Care Coordination | \$ 135,000 | |
| | Alpha Supported Living (formerly Smithwright) | \$ 65,000 | |

**Program Payout Schedule
as of August 2016**

| | | | |
|--|--|---------------------|---------------------|
| | American Diabetes Association | \$ 25,000 | \$ 15,000 |
| | Wonderland Development Center | \$ 90,000 | |
| | American Red Cross Family Fire Prevention | \$ 5,000 | \$ 5,000 |
| | Total Committed | \$ 4,763,540 | \$ 3,698,815 |
| | Not Committed (Available to Spend) | \$ 1,223,814 | \$ - |
| | Total Grants | \$ 5,987,354 | \$ 3,698,815 |
| | 7300 . Internal Programs | | |
| | Committed | | |
| | Verdant Healthier Community Conference (Budget) | \$ 50,000 | |
| | Needs Assessment and Evaluation (Budget) | \$ 20,000 | |
| | VCWC Programs | \$ 86,564 | |
| | VOAWW 211 Community Resource Advocate | \$ 78,646 | |
| | Total Committed | \$ 235,210 | \$ - |
| | Not Committed (Available to Spend) | \$ 18,436 | \$ - |
| | Total Internal Programs | \$ 253,646 | \$ - |
| | 7200 . Discretionary | | |
| | Committed | | |
| | Edmonds Community College AEdCC Food Choice Goal Committee | \$ 613 | |
| | Edmonds Senior Center CAFÉ Project | \$ 5,000 | |
| | City of Edmonds Health & Fitness Expo | \$ 2,000 | |
| | Washington Alliance for Better Schools Showcase of Success | \$ 500 | |
| | Edmonds Senior Center 2016 Improve Your Life Health Fair | \$ 1,000 | |
| | Cedar Way PTO 5k | \$ 300 | |
| | Edmonds Chamber 5k | \$ 2,500 | |
| | Total Committed | \$ 11,913 | \$ - |
| | Not Committed (Available to Spend) | \$ 38,087 | \$ - |
| | Total Discretionary Programs | \$ 50,000 | \$ - |
| | 7500 . Building Healthy Communities Fund | | |
| | Committed | | |
| | Woodway Recreation Campus Renovation | \$ 625,000 | \$ 625,000 |
| | Bike2Health | \$ 724,000 | |
| | Total Committed | \$ 1,349,000 | \$ 625,000 |
| | Not Committed (Available to Spend) | \$ - | \$ - |
| | Total BHCF Programs | \$ 1,349,000 | \$ 625,000 |
| | 7400 . One time Events | | |
| | Committed | | |
| | Back to School Health Fair | \$ 12,000 | |
| | Hope Heart Institute | \$ 5,000 | |
| | Edmonds School Foundation Summer Meals | \$ 8,400 | |
| | LETI Latino Expo | \$ 5,000 | |
| | Total Committed | \$ 30,400 | \$ - |
| | Not Committed (Available to Spend) | \$ 29,600 | \$ - |
| | Total One Time Events Programs | \$ 60,000 | \$ - |
| | TOTAL | \$ 7,700,000 | \$ 4,323,815 |

E:60.16
7.28.16

Building Healthy Community Fund

Purpose of Building Healthy Community Fund

1. Projects that increase opportunities for residents to live active and healthy lives, or
2. Projects that significantly increase the capacity/service level in high-need areas such as behavioral health, dental, access to healthcare or health & wellness services for seniors.

The program committee would rank the projects as follows, with the VOAWW/Trinity project as first, Sea Mar as second, and the Edmonds Senior Center as third.

| | Strengths | Weaknesses |
|--|--|--|
| #1. VOAWW/Trinity Lutheran Project (\$1.5M request) | <ul style="list-style-type: none"> – Community need in immediate neighborhood – Comprehensive programs from youth through seniors | <ul style="list-style-type: none"> – Less direct connection of funding to health programs vs. facility – Least defined fundraising path to completion |
| #2. Sea Mar Community Health Center (\$1.0M request) | <ul style="list-style-type: none"> – Direct connection to specific health programs and outcomes – Clear need for Medical/Dental/Behavioral Health Access – Would begin construction soonest | <ul style="list-style-type: none"> – Collaboration with other providers (ex. CHC of Snohomish County) not clear |
| #3. Edmonds Senior Center (\$1.75M request) | <ul style="list-style-type: none"> – Specific evidence-based health programs – Regional scale and broad community support – Current site obsolete and new facility would increase capacity – Scheduled to break ground in 2017 | <ul style="list-style-type: none"> – Verdant already funds operating expenses for some of these programs – Less direct connection of funding to health programs vs. facility – Facility not central to district |

Funding Options

- Full, partial or zero funding for projects
- Could make commitments contingent on milestones or tasks (ex. HRSA approval of clinic site, reach 80% of fundraising goal)

| | Request | 2017 | 2018 | 2019 | Total |
|-----------------------|----------|------|------|------|-------|
| VOA/Trinity Project | \$ 1.50M | | | | \$ - |
| Sea Mar CHC | \$ 1.00M | | | | \$ - |
| Edmonds Senior Center | \$ 1.75M | | | | \$ - |
| Total | \$ 4.25M | \$ - | \$ - | \$ - | \$ - |

Edmonds Waterfront Center: \$1.75 million request

| | Edmonds Senior Center | Verdant Funded Programs for Seniors | South Snohomish County Providers |
|-----------------------------------|--|---|--|
| Fitness/Exercise | Enhance Fitness, Gentle Yoga, Tai Chi, Meditation, Parkinson's Movement/Dance, Step Out Edmonds Walking Program Goal to increase fitness program participation from 8,200 to 17,908 by year 3 of new building | N/A | Lynnwood Senior Center, Senior Services Center for Healthy Living, Mountlake Terrace Senior Center, Parks & Recreation, etc. offer movement and fitness programs for seniors. |
| Healthy Living Workshops | Living Well with Chronic Diseases Medicare Information, Senior Resources | Senior Services Center for Healthy Living Korean Women's Association Multicultural Programs | Senior Services of Snohomish County, including Center for Healthy Living and other health providers. |
| Health & Personal Care | Bastyr Clinic, Enhance Wellness Program, Dental care, Foot, Hearing and other health services Ex. goal to increase health screenings from 360 to 1,000. | Enhance Wellness Medical Teams International Senior Services Center for Healthy Living for geriatric dental | Enhance Wellness and Bastyr Program are unique. Other organizations provide health screenings. More direct care programs like dental, foot, hearing services are very limited for lower-income individuals. |
| Counseling & Support | PEARLS in home depression counseling Early stage memory support, Parkinson's Support Group, Statewide Health Insurance Benefit Advisors (SHIBA), Diabetes Support Groups | Stop Diabetes Support Group, Chronic Disease Self-Management through Senior Services, Dance for Parkinson's | PEARLS is unique. Senior Services of Snohomish County, including Center for Healthy Living offer mental health screenings and support for seniors, including chronic disease self-management. |

VOAWW: \$1.5 million request

| | VOAWW South Snohomish County Community Center | Verdant Funded Programs | South Snohomish County Providers |
|--------------------------|--|--|---|
| Community | <ul style="list-style-type: none"> - Center Director partners w/Verdant, city/regional leaders, and nonprofits - Community Resource Navigator provides information on resources available in the center, and mental health and substance use disorder triage of walkup clients | 2-1-1 Community Resource Advocate at Verdant Community Wellness Center | 2-1-1 Community Resource Advocate at Verdant Community Wellness Center. VOAWW would host Connected Communities meetings |
| Youth of All Ages | <ul style="list-style-type: none"> - Nutritious Meals - Daily before and after school program - Instruction in proper nutrition and healthy lifestyle choices - Gender specific initiatives (SMART Girls and Passport to Manhood) - Educational enrichment programs - Summer learning programs - Role Models - 60 min. of Daily Physical Activity - Drug and alcohol use prevention - Sports programs, Summer Day Camp - Physician referral of obese/overweight youth - Nutrition support and cooking as a family - Diabetes prevention | <p>Youth Physical Activity: Boys & Girls Club Healthy Habits, Move 60!</p> <p>None for Academic Support, mentoring</p> | <p>Boys & Girls Club (Edmonds & Alderwood), Campfire, Parks & Recreation, others.</p> <p>Service gap between existing clubs (Edmonds Bowl and on the east side of I-5)</p> <p>Proposed location is amid 4 elementary schools at 78.1, 76.3, 51.8 & 49.1 percent of student populations that qualify for Free or Reduced Price Meals</p> <p>Dale Turner YMCA (Diabetes Prevention)</p> |
| At-risk Teens | <ul style="list-style-type: none"> - Nutritious Meals - Behavioral Health - Academic Support (to include assistance in keeping up for suspended students) - Assistance for parents who need help w/ resources - Youth homelessness prevention seminars for parents of at-risk teens - Life Skills Training - Employment readiness training | <p>Youth Counseling & Support Programs through School District, Center for Human Services, Therapeutic Health Services, soon to begin funding Cocoon House.</p> <p>None for Life Skills, Employment, or Academic Support</p> | <p>School District Programs, mental health/counseling providers.</p> <p>Center for Human Services</p> <p>Workforce Development Center</p> <p>Cocoon House for homelessness prevention</p> |

VOAWW: \$1.5 million request

| | | | |
|---|--|---|--|
| Families | <ul style="list-style-type: none"> - Caregiver Support - Latino Health Fair (Blood pressure, cooking, yoga, information and education, access to health care insurance, flu shots) - Seminars on Stress Impact to help separating/divorced parents understand the impact of divorce stress on children - Access to Dental Van - Resources and Support | <p>Sponsorship of health fairs.</p> <p>Access to Medical & Dental Services through PSCC mobile medical and dental clinic, Medical Teams International mobile dental.</p> <p>LCSNW Outreach Program for Diverse Community Members.</p> | LCSNW Family Support Center |
| Individuals with Intellectual / Developmental Disabilities | <ul style="list-style-type: none"> - Caregiver Support - Adult Day Care - Meaningful Activities (companionship, cooking, walks, music, art, etc.) - Nutritious Meals - Education & Peer Support for Caregivers | | <p>Not a comparable adult day health/respite program in district.</p> <p>Work Opportunities offers sheltered employment.</p> |
| Seniors with Memory Impairment | <ul style="list-style-type: none"> - Caregiver Support - Adult Day Care - Meaningful Activities (companionship, cooking, neighborhood walks, music, art, etc.) - Nutritious Meals - Education & Peer Support for Caregivers - Education on Health and Wellbeing topics for Asian American women seniors | <p>Senior Services Center for Healthy Living and KWA education & support programs.</p> <p>Senior Services Center for Healthy education & chronic disease management programs</p> | <p>Not a comparable adult day health/respite program in district.</p> <p>Senior Centers & Senior Services of Snohomish County offers support groups, education and meal programs.</p> <p>KWA capacity limited at Verdant</p> |

Sea Mar Community Health Clinics: \$1 million

| | Sea Mar | Verdant Funded Programs | South Snohomish County Providers |
|-----------------------------------|--|---|--|
| Medical | Primary Medical Care: 4FTE primary providers serving estimated 5,500 medical patients per year | Mobile Medical Clinic through PSCC for low-income/uninsured | CHC of Snohomish County Edmonds Clinic & Lynnwood Walk-In Clinic Other primary medical providers that accept Medicaid |
| Dental | 2 FTE Dental Providers estimated to see 3,400 patients annually. | PSCC Dental Clinic, CHC Dental Program (recently ended), Medical Teams International Mobile Clinic, Project Access NW | CHC of Snohomish County Edmonds Clinic & Lynnwood Walk-In Clinic, Verdant-funded programs at left Few Private dentists accept Medicaid for adults |
| Behavioral Health Services | 12 FTE behavioral health providers (currently staffed in Lynnwood) New: 4 FTE Child and Family Services | Youth Counseling & Support Programs through School District, Center for Human Services, iPASS, Therapeutic Health Services, YWCA and PSCC Counseling Programs, soon to begin funding Cocoon House. Compass Health Community Paramedic Behavioral Health Team | Compass Health, Sunrise Services, Center for Human Services, Verdant Funded Programs. |

Funded Program Challenges

Lutheran Community Services NW: Health Outreach for Underserved Communities

- Program has struggled with staffing turnover—worked through 3 program managers and several part-time staff.
- We had previously suspended payments for several months during a staff transition.
- Program pays for 2.5 FTE (\$94,051 per year) and program payments run through October 2017.

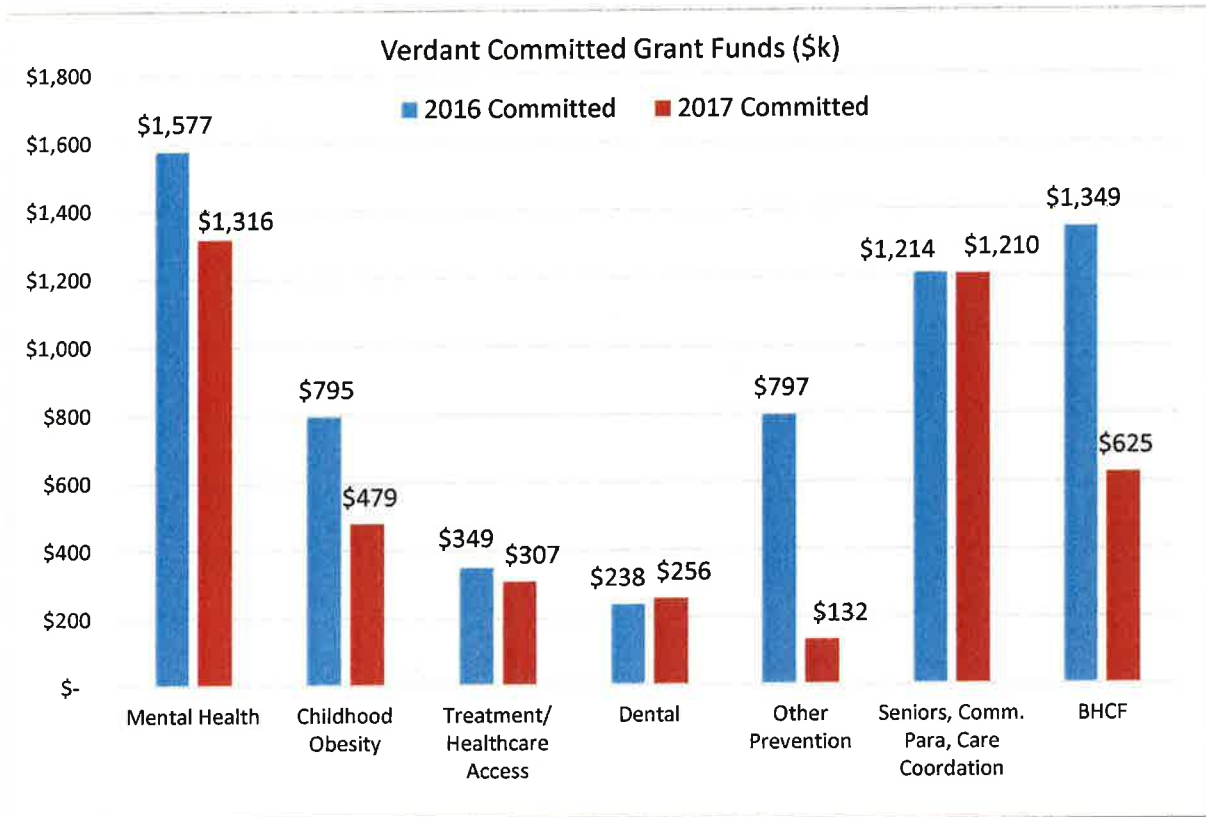
Recommendation: Terminate program funding at this time

- Results to date mostly include promoting Verdant-funded efforts and resources like the dental van and mobile medical. Health fair referral counts were not the intent of grant program.
- Program does not appear to have capacity to train and support community health workers in South Snohomish County at this time. LSCNW would like to pilot a new focus on colorectal cancer screening, which is a new direction for the program. Over the past year the focus has changed several times (ex. English-speaking CHW, Community Garden) with little progress.

Program Payouts from Building Healthy Communities Fund (BHCF)

| Project Name | 2014 | 2015 | 2016 | 2017 |
|--------------------------------------|--------------------|--------------------|--------------------|------------------|
| Woodway Recreation Campus Renovation | \$625,000 | \$625,000 | \$625,000 | \$625,000 |
| Bike2Health | \$470,000 | \$706,000 | \$724,000 | |
| City of Brier Walking Path | \$90,345 | | | |
| City of Edmonds Exercise Program | \$39,513 | | | |
| Total Payments | \$1,224,858 | \$1,331,000 | \$1,349,000 | \$625,000 |

Verdant Program Payouts By Category



9:61:16
9.28.16

Verdant Community Wellness Center Summary September 2016

Completed Programs

| 1. General Community and Provider Events | | Attendance |
|---|--|---------------|
| 1. Volunteer Management for Non-profits (8/23) | | 25 |
| 2. Early Achievers Strengthening Families Training (8/27) | | 10 |
| 3. Edmonds School District Deaf & Hard of Hearing Staff Meeting (8/29) | | 16 |
| 4. Edm. Sch. Dist. Maplewood Ctr. Student Support Planning Mtg. (8/31) | | 45 |
| 5. Korean Women's Association: Everyday Fall Prevention and Yoga (9/1)* | | 50 |
| 6. ARC Mothers of Children with Disabilities Monthly Support Group (9/3) | | 16 |
| 7. SHIBA Monthly Update Meeting (9/6) | | 25 |
| 8. Little Wonders Support for Parents of Special Needs Infants (9/6)* | | 10 |
| 9. Spanish Language Community Dialogue Session (9/13) | | 12 |
| 10. Verdant Resource Connectors Quarterly Meeting (9/13) | | 35 |
| 11. Girls on the Run Coach Training (9/13, 15) | | 26 |
| 12. Lunch with Leaders (9/14) | | 20 |
| 13. Evergreen Home Health (9/14, 20) | | 50 |
| 14. Verdant Promotora/Community Health Worker Training (9/16 – 11/4)* | | 18 |
| 15. Understanding Medicare Monthly Workshops (9/16) | | 16 |
| 16. Medical Reserve Corps CPR, First Aid and NIMS Training (9/17)* | | 6 |
| 17. Ongoing – Community Support for Prescription Assistance (weekly)* | | varies |
| 2. Nutrition and Healthy Behaviors | | Attendance |
| 1. Cooking Demo – Incorporating Seasonal Produce in Your Meals (9/22)* | | 16 |
| 2. Packing Healthy Lunches: Family Cooking Class (9/27)* | | 18 |
| 3. Surviving & Thriving with Chronic Kidney Disease (9/14 – 10/12)* | | 15 |
| 4. Stop Diabetes Initiative Workshop (9/17)* | | 28 |
| 5. Connect Type 1 Diabetes Support – Volunteer Training | | 25 |
| 6. Learn & Taste – Exploring Meatless Mondays (9/22)* | | 29 |
| 7. Lifestyle Change Check-Ins (drop – in 1 st and 3 rd Tuesdays)* | | 12-18 |
| 8. Getting to Goal Program (Weight Management Consultations)* | | 10-12 clients |
| 3. Behavioral Health & Substance Use | | Attendance |
| 1. YWCA Mindfulness Training (7/13 – 8/31)* | | 6-8 |
| 2. Brain Health and Wellness Classes (8/23,24,30,31 and 9/7, 12, 14, 19, 20)* | | 2-6 |
| 3. Snohomish County Caregiver and Kinship Support Groups (9/1, 15, 20) | | varies |
| 4. Foster Parent Seminar (9/3, 10, 24 and 10/1) | | 18 |
| 5. National Alliance on Mental Illness "Connections" Support Group (9/8, 22) | | 6-10 |
| 6. Cocoon House Way OUT Parent/Teen Seminar (9/10, 24) | | 26 |
| 7. Hoarding Task Force (9/12) | | 8 |
| 8. Evergreen Bereavement Informational Workshop (9/14) | | varies |
| 9. YWCA Managing Difficult Emotions Support Group (9/19 – 11/7)* | | 8-10 |
| 10. Adult Children of Alcoholics Weekly Support Group (ongoing) | | 6-12 |
| 11. Veterans Drop-In Support (weekly - City of Lynnwood & monthly - County) | | varies |
| 4. Other Programs | | Attendance |
| 1. Play and Learn Group, Wonderland Development Center (weekly)* | | 25-30 |

Verdant Community Wellness Center Summary September 2016

Upcoming Programs

A. General Community and Provider Events

1. Verdant Promotora/Community Health Worker Training (September 16 – November 4)*
2. Basic Food Forum (September 26)
3. Swedish-Edmonds Focus Groups (September 26, 29)
4. Advanced Care Planning Open House (September 29)*
5. ARC Mothers of Children with Disabilities Monthly Support Network (October 1)
6. SHIBA Monthly Update Meeting (October 4)
7. Korean Women's Association: Everyday Food and Medical Benefits (October 6)*
8. Evergreen Home Health (October 12, 18)
9. DSHS Overview Training for Social Service Providers (October 12)
10. Verdant Partner Roundtable (October 14)
11. Snohomish County Association for the Education of Young Children Provider Training (October 15)
12. Early Achievers Strengthening Families Training (October 15)
13. United Way Working Better Together Steering Committee (October 19)
14. Understanding Medicare Monthly Workshops (October 21)

B. Nutrition and Healthy Behaviors

1. Surviving & Thriving with Chronic Kidney Disease (September 14 – October 12)*
2. Caregiver Cooking Class (September 27)
3. Fall Harvest Cooking Demo (September 29)*
4. Move More, Sit Less & Jump Start Your Fitness (October 6 – November 10)*
5. Stop Diabetes Initiative Workshop (October 8)*
6. Parent Workshop: Nutrition for Young Children Ages 2-5 (October 12)*
7. Getting to Goal Weight Reduction Class (October 18)*
8. Parent Workshop: Nutrition for Young Children Ages 5-11 (October 19)*
9. CHC Cooking Class for Diabetes Patients (October 21)
10. Spanish Language Nutrition for Better Blood Sugar Control (October 22)*
11. Parent Workshop: Nutrition for Growing Teens Ages 12+ (October 26)*
12. Soups & Stews Cooking Demo (October 27)*
13. Family Cooking Class: Naturally Sweet Halloween Treats (October 29)*

C. Behavioral Health & Substance Use Focus

1. YWCA Managing Difficult Emotions Support Group (September 19 – November 7)*
2. Brain Health and Wellness Classes (October 3, 10, 17, 24, 31)*
3. Yoga: Mind, Movement and Meditation (October 3, 10, 17)*
4. Foster Parent Caregiver Core Training Series (October 3 – November 28)
5. Snohomish County Caregiver and Kinship Caregiver Support Groups (October 6, 18, 20)
6. WRAPS Recovery Training for Providers (October 11)
7. Evergreen Bereavement Informational Workshop (October 12)
8. YWCA Anxiety & Depression Support Group (October 12 – November 30)*
9. Spanish Language Dementia & Alzheimers (October 13)*
10. National Alliance on Mental Illness "Connections" Support Group (October 13, 27)
11. YWCA Building Family Strengths Parenting Class (October 18 – December 6)*
12. Spanish Language Cocoon House Way OUT Parenting Seminar (October 29, November 5)

*** = Grant/Program Funded Partner**

E:62:16
9.28.16

September 2016 Marketing Report

The Canopy

- The Fall 2016 Canopy newsletter will be mailed to homes and businesses (approx. 78,000 copies) the week of October 10.
- It includes falls prevention screening opportunities, the veterans resource center information, a save the date for the Verdant Healthier Community Conference, program features, class and event listings at the Verdant Community Wellness Center, and more.